

Social Story: The Legend of Sleepy Hollow

October 27-29, 2023

Presented by Midland Center for the Arts
Youth Theater Program



I am going to see a show at the Midland Center for the Arts.

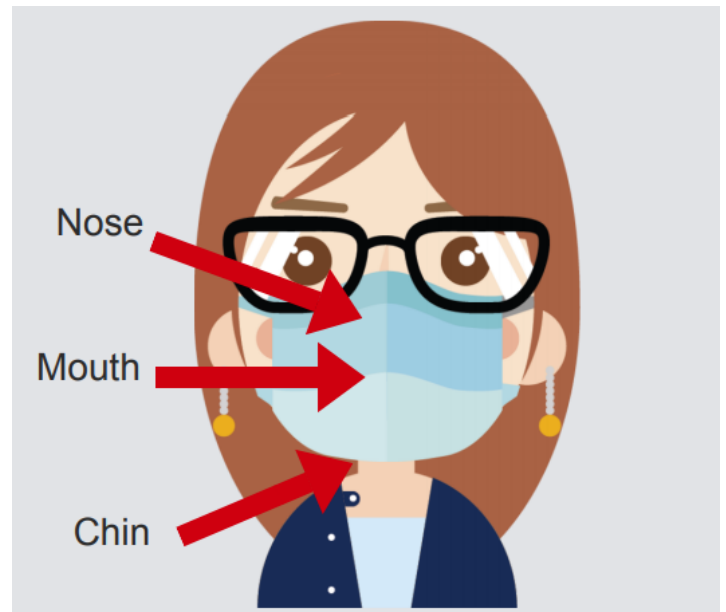



This is the parking lot at the Midland Center for the Arts. We will park our car here and walk to the doors.



It is not required that everyone who enters the Center for the Arts wear a mask to help protect others from COVID-19.

I may see other people wearing masks. I can wear my mask if it makes me comfortable while attending the performance.



There are restrooms where I can wash my hands, as well as hand-sanitizer stations available for me to use.

These are the glass doors we will go through to enter the building.



We will immediately turn left to go to the ticket office. We will not walk through the doors right in front of us.

This is the Ticket Office. We might have to wait in line to buy our tickets or pick up our Will Call tickets here.



We will walk to the left through the Brick Lobby to find the Little Theater.



We might stop for a snack or drink at the concession stand. Snacks and drinks are behind the silver counter. A sign with the item prices hangs above the concession stand.



On our way to the Little Theater are the Men's and Women's restrooms. These restrooms have toilets with automatic flushers. Restrooms with manual flushers are located by the art studios and by the Take-a-Break space.




Women's restroom entrance



Men's restroom entrance

These are the glass doors to the Little Theater lobby. When we are ready to go into the theater, an usher will scan my ticket with this device. The ticket scanner makes a “whoosh” noise that sounds like a light saber from Star Wars! The usher will tell me to go to the right or the left to find our seats.



This is the lobby of the Little Theater. The carpet is red. There is artwork hung on the walls that I can look at. We can walk either to the right or left to go find our seats in the theater.





These are the doors to the seats in the theater.
There will be a volunteer usher at each door. The
usher will hand me a program as I enter the
seating area.




A program from the Center for the Arts

These are the seats. They are green like an apple! When I enter the theater, we will look for our row by letter. I may have to walk up or down some stairs to find our row. We will then look for our seats by number.



Rows have letters on them. Seats have numbers on them.

When I sit, I keep my feet on the floor and do not put them on the seat in front of me. Many people will come into the theatre and locate their seats while I wait for the show to begin.



The lights dim when the show is ready to start. If the sounds of the show or people coming in late are too loud, I can wear ear protection or cover my ears.

I stay in my seat during the show if I can. If I have a question, I will ask it quietly.

If I need to use any calming tools I brought with me, I can do so in the theater.



If I need to take a break, I can leave the theater and go to the Take-a-Break space, which will be in the Little Theater Lobby. There are quiet activities I can do and comfortable bean bag chairs to sit in. I can go back into the show whenever I am ready.



The Legend of Sleepy Hollow is a short play that tells the story of Ichabod Crane and the Headless Horseman.

Washington Irving's "The Legend of Sleepy Hollow" tells of Ichabod Crane, a school teacher who comes to Tarrytown, New York, otherwise known as Sleepy Hollow. As he competes with Brom Bones to win the heart of the beautiful Katrina Van Tassel, he ultimately finds himself being chased by the village's feared legend, the Headless Horsemen. The story ends with the townsfolk finding a smashed pumpkin in the spot where Ichabod disappeared, never to be seen again.



This show will use set pieces, props, costumes, and lighting to tell the story.

The actors in the cast are all students from the community. They are in 3rd-12th grade. They are learning how to be performers. There are also students backstage making the magic happen by helping with the sets, lights, and costumes.



After each scene, the audience may clap and cheer for the actors. If I am not sure when to clap, I can wait for other people to clap and then join in. If the clapping is too loud, I can wear ear protection or cover my ears.



The show will be about 50 minutes long. There will not be an intermission, or break, during the show.

At the end of the show, the actors will come on stage and bow to thank the audience for coming to see them. The audience will clap and cheer for them. If the clapping is too loud, I can wear ear protection or cover my ears.



After the actors have left the stage, we will stand up and leave the theater. This may take a few minutes, as there are lots of people leaving at the same time. It is OK to wait in my seat as others leave.



The cast of the show will come to the lobby after the show to say hello! I can say hi, ask questions, or take a picture with them.



I will leave the Little Theater and the Center for the Arts the same way I came in. I can talk about the show with my family and friends when it is done and we are leaving.